



OLD

CERTIFICATE OF DISTRIBUTION

TO: State Revenue Commissioner

Pursuant to an Act of the Georgia General Assembly, effective January 1, 1980, relating to Local Sales & Use Taxes, the governing authorities for the qualifying municipalities and the county located within the special district coterminous with the boundaries of GORDON County hereby certify that the proceeds of the Joint County and Municipal Sales and Use tax generated in such district shall be distributed by the State Revenue Commissioner as follows for the distributions occurring after January 1, 2009 and ending December 31, 2009:

City of <u>CALHOUN</u>	shall receive	<u>24.00</u>	<u> </u> %
City of <u>FAIRMOUNT</u>	shall receive	<u>3.00</u>	<u> </u> %
City of <u>RESACA</u>	shall receive	<u>1.75</u>	<u> </u> %
City of <u> </u>	shall receive	<u> </u>	<u> </u> %
City of <u> </u>	shall receive	<u> </u>	<u> </u> %
County of <u>GORDON</u>	shall receive	<u>71.25</u>	<u> </u> %

As follows for the distributions occurring after January 1, 2010 and ending December 31, 2010:

City of <u>CALHOUN</u>	shall receive	<u>25.00</u>	<u> </u> %
City of <u>FAIRMOUNT</u>	shall receive	<u>3.25</u>	<u> </u> %
City of <u>RESACA</u>	shall receive	<u>1.75</u>	<u> </u> %
City of <u> </u>	shall receive	<u> </u>	<u> </u> %
City of <u> </u>	shall receive	<u> </u>	<u> </u> %
County of <u>GORDON</u>	shall receive	<u>70.00</u>	<u> </u> %

As follows for the distributions occurring after January 1, 2011 and ending December 31, 2011:

City of <u>CALHOUN</u>	shall receive	<u>26.00</u>	<u> </u> %
City of <u>FAIRMOUNT</u>	shall receive	<u>3.25</u>	<u> </u> %
City of <u>RESACA</u>	shall receive	<u>1.75</u>	<u> </u> %
City of <u> </u>	shall receive	<u> </u>	<u> </u> %
City of <u> </u>	shall receive	<u> </u>	<u> </u> %
County of <u>GORDON</u>	shall receive	<u>69.00</u>	<u> </u> %

OLD


And as follows for the distributions occurring after January 1, 2012 and ending at such time as a new certificate shall be executed as provided in said Act:

City of <u>CALHOUN</u>	shall receive	<u>26.00</u>	%
City of <u>FAIRMOUNT</u>	shall receive	<u>3.25</u>	%
City of <u>RESACA</u>	shall receive	<u>1.75</u>	%
City of _____	shall receive	_____	%
City of _____	shall receive	_____	%
County of <u>GORDON</u>	shall receive	<u>69.00</u>	%

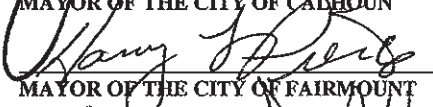
This certificate shall continue in effect until such time as a new certificate shall be executed as provided in said Act.

By executing this schedule the county and cities, acting through their respective officers, represent that all municipalities lying wholly or partly in the tax jurisdiction have been given an opportunity to show that they are 'qualified municipalities,' as that term is used in the Act, and that all municipalities listed herein as recipients are 'qualified' and so may receive distribution from the proceeds of the tax.


Executed on behalf of the governing authorities of the qualifying municipalities representing not less than a majority of the aggregate population of all qualifying municipalities located within the special district and the governing authority of the county, this 13 day of JANUARY 2009.



 MAYOR OF THE CITY OF CALHOUN



 MAYOR OF THE CITY OF FAIRMOUNT



 MAYOR OF THE CITY OF RESACA



 CHAIRMAN BOARD OF COMMISSIONERS OF
 GORDON COUNTY

 MAYOR OF THE CITY OF

 MAYOR OF THE CITY OF

NEW

Distribution Certificate



CERTIFICATE OF DISTRIBUTION

TO: State Revenue Commissioner

Pursuant to an Act of the Georgia General Assembly, effective January 1, 1980, relating to Local Sales & Use Taxes, the governing authorities for the qualifying municipalities and the county located within the special district coterminous with the boundaries of Gordon County hereby certify that the proceeds of the combination city/county local sales and use tax generated in such district shall be distributed by the State Revenue Commissioner as follows:

City of <u>Calhoun</u>	shall receive	<u>28.35</u>	%
City of <u>Fairmount</u>	shall receive	<u>1.30</u>	%
City of <u>Resaca</u>	shall receive	<u>1.00</u>	%
City of _____	shall receive	_____	%
City of _____	shall receive	_____	%
County of <u>Gordon</u>	shall receive	<u>69.35</u>	%

This certificate shall continue in effect until such time as a new certificate shall be executed as provided in said Act.

By executing this schedule the county and cities, acting through their respective officers, represent that all municipalities lying wholly or partly in the tax jurisdiction have been given an opportunity to show that they are 'qualified municipalities,' as that term is used in the Act, and that all municipalities listed herein as recipients are 'qualified' and so may receive distribution from the proceeds of the tax.

Executed on behalf of the governing authorities of the qualifying municipalities representing not less than a majority of the aggregate population of all qualifying municipalities located within the special district and the governing authority of the county, this 7th day of Aug 20 12.

James J. Palmer Calhoun
MAYOR OF THE CITY OF CALHOUN

MAYOR OF THE CITY OF

MAYOR OF THE CITY OF

MAYOR OF THE CITY OF

MAYOR OF THE CITY OF
July Bailey
CHAIRMAN BOARD OF COMMISSIONERS OF
Gordon COUNTY

Copies of Certificates are available from the Georgia Department of Revenue, Local Government Services Division. Contact Jonathan Ussery at (404) 675-1547 by phone or by email at localgovt.services@dor.ga.gov.

SEARCH RESULTS

Legend

Returns - From processed returns during the period(s) requested.

Billing - From assessment billings processed during period(s) requested and includes penalties and interest.

Audits - From audit collections processed during period(s) requested and includes penalties and interest.

Adjustments - Changes to revenue due to refunds, transfers or corrections to previous distributions.

Admin Fee - Revenue reduced due to the Department's statutory administrative fee; 1% of distribution.

Monthly Distribution Search Results

**If you receive an Exce
Export regarding the 1**

Distribution Period	Jurisdiction	Amount of Distribution	Tax Type	Returns	
31-Jan-2012	CITY OF FAIRMOUNT (LOST)	27,321.76	LOST	25,274.62	2.
29-Feb-2012	CITY OF FAIRMOUNT (LOST)	20,220.67	LOST	18,570.72	1.
10-Mar-2012	(Pro Rata) CITY OF FAIRMOUNT (LOST)	70.82	LOST	-234.49	
31-Mar-2012	CITY OF FAIRMOUNT (LOST)	24,141.31	LOST	24,072.65	
30-Apr-2012	CITY OF FAIRMOUNT (LOST)	25,261.11	LOST	24,464.41	
31-May-2012	CITY OF FAIRMOUNT (LOST)	22,664.07	LOST	22,893.92	
30-Jun-2012	CITY OF FAIRMOUNT (LOST)	23,904.47	LOST	23,579.93	
31-Jul-2012	CITY OF FAIRMOUNT (LOST)	24,102.25	LOST	23,915.53	
31-Aug-2012	CITY OF FAIRMOUNT (LOST)	24,225.29	LOST	23,740.54	
30-Sep-2012	CITY OF FAIRMOUNT (LOST)	24,863.68	LOST	24,628.05	
06-Oct-2012	(Pro Rata) CITY OF FAIRMOUNT (LOST)	72.85	LOST	-60.92	
31-Oct-2012	CITY OF FAIRMOUNT (LOST)	24,061.62	LOST	22,500.45	1.
30-Nov-2012	CITY OF FAIRMOUNT (LOST)	9,810.39	LOST	9,627.60	



SEARCH RESULTS**Legend**

Returns - From processed returns during the period(s) requested.

Billing - From assessment billings processed during period(s) requested and includes penalties and interest.

Audits - From audit collections processed during period(s) requested and includes penalties and interest.

Adjustments - Changes to revenue due to refunds, transfers or corrections to previous distributions.

Admin Fee - Revenue reduced due to the Department's statutory administrative fee; 1% of distribution.

Monthly Distribution Search Results**If you receive an Exce
Export regarding the f**

Distribution Period	Jurisdiction	Amount of Distribution	Tax Type	Returns	Bill
31-Jan-2012	CITY OF RESACA (LOST)	14,527.41	LOST	13,582.17	1,107
29-Feb-2012	CITY OF RESACA (LOST)	10,852.62	LOST	9,993.64	999
10-Mar-2012	(Pro Rata) CITY OF RESACA (LOST)	38.46	LOST	-129.39	0
31-Mar-2012	CITY OF RESACA (LOST)	12,972.84	LOST	12,949.99	195
30-Apr-2012	CITY OF RESACA (LOST)	13,311.60	LOST	13,132.61	181
31-May-2012	CITY OF RESACA (LOST)	12,174.68	LOST	12,317.40	4
30-Jun-2012	CITY OF RESACA (LOST)	12,839.89	LOST	12,685.05	286
31-Jul-2012	CITY OF RESACA (LOST)	12,967.18	LOST	12,878.02	247
31-Aug-2012	CITY OF RESACA (LOST)	13,038.73	LOST	12,785.47	352
30-Sep-2012	CITY OF RESACA (LOST)	13,356.63	LOST	13,250.64	233
06-Oct-2012	(Pro Rata) CITY OF RESACA (LOST)	36.14	LOST	-35.99	0
31-Oct-2012	CITY OF RESACA (LOST)	12,936.13	LOST	12,114.34	940
30-Nov-2012	CITY OF RESACA (LOST)	7,336.17	LOST	7,205.78	189

SEARCH RESULTS

Legend

- Returns - From processed returns during the period(s) requested.
- Billing - From assessment billings processed during period(s) requested and includes penalties and interest.
- Audits - From audit collections processed during period(s) requested and includes penalties and interest.
- Adjustments - Changes to revenue due to refunds, transfers or corrections to previous distributions.
- Admin Fee - Revenue reduced due to the Department's statutory administrative fee, 1% of distribution.

Monthly Distribution Search Results

If you receive an Excel Export regarding the I

Distribution Period	Jurisdiction	Amount of Distribution	Tax Type
31-Jan-2012	GORDON COUNTY BOARD OF COMMISSIONERS (LOST)	580,057.02	LOST
29-Feb-2012	GORDON COUNTY BOARD OF COMMISSIONERS (LOST)	429,235.75	LOST
10-Mar-2012	(Pro Rata) GORDON COUNTY BOARD OF COMMISSIONERS (LOST)	1,486.53	LOST
31-Mar-2012	GORDON COUNTY BOARD OF COMMISSIONERS (LOST)	512,436.52	LOST
30-Apr-2012	GORDON COUNTY BOARD OF COMMISSIONERS (LOST)	536,136.86	LOST
31-May-2012	GORDON COUNTY BOARD OF COMMISSIONERS (LOST)	481,206.69	LOST
30-Jun-2012	GORDON COUNTY BOARD OF COMMISSIONERS (LOST)	507,590.11	LOST
31-Jul-2012	GORDON COUNTY BOARD OF COMMISSIONERS (LOST)	511,846.97	LOST
31-Aug-2012	GORDON COUNTY BOARD OF COMMISSIONERS (LOST)	514,709.16	LOST
30-Sep-2012	GORDON COUNTY BOARD OF COMMISSIONERS (LOST)	527,892.54	LOST
06-Oct-2012	(Pro Rata) GORDON COUNTY BOARD OF COMMISSIONERS (LOST)	1,586.55	LOST
31-Oct-2012	GORDON COUNTY BOARD OF COMMISSIONERS (LOST)	511,328.01	LOST
30-Nov-2012	GORDON COUNTY BOARD OF COMMISSIONERS (LOST)	494,729.69	LOST



SEARCH RESULTS

Legend

Returns - From processed returns during the period(s) requested.

Billing - From assessment billings processed during period(s) requested and includes penalties and interest.

Audits - From audit collections processed during period(s) requested and includes penalties and interest.

Adjustments - Changes to revenue due to refunds, transfers or corrections to previous distributions.

Admin Fee - Revenue reduced due to the Department's statutory administrative fee; 1% of distribution.

Monthly Distribution Search Results

If you receive an Excel Export regarding the I

Distribution Period	Jurisdiction	Amount of Distribution	Tax Type	Returns	B
31-Jan-2012	CITY OF CALHOUN (LOST)	218,176.88	LOST	202,138.94	16,47
29-Feb-2012	CITY OF CALHOUN (LOST)	161,691.02	LOST	148,554.39	15,36
10-Mar-2012	(Pro Rata) CITY OF CALHOUN (LOST)	565.25	LOST	-1,867.87	
31-Mar-2012	CITY OF CALHOUN (LOST)	193,075.31	LOST	192,551.24	3,05
30-Apr-2012	CITY OF CALHOUN (LOST)	201,402.18	LOST	195,631.15	2,84
31-May-2012	CITY OF CALHOUN (LOST)	181,251.68	LOST	183,130.86	20
30-Jun-2012	CITY OF CALHOUN (LOST)	191,163.30	LOST	188,616.64	4,26
31-Jul-2012	CITY OF CALHOUN (LOST)	192,785.99	LOST	191,318.62	3,76
31-Aug-2012	CITY OF CALHOUN (LOST)	193,772.03	LOST	189,918.04	5,34
30-Sep-2012	CITY OF CALHOUN (LOST)	198,827.95	LOST	197,003.99	3,54
06-Oct-2012	(Pro Rata) CITY OF CALHOUN (LOST)	597.75	LOST	-465.53	
31-Oct-2012	CITY OF CALHOUN (LOST)	192,741.93	LOST	180,306.02	14,07
30-Nov-2012	CITY OF CALHOUN (LOST)	201,460.01	LOST	197,841.60	5,36



	OLD RATE	NEW RATE	NEW RATE NOVEMBER 2012	OLD RATE	VARIANCE	FAIRMOUNT	RESACA	
FAIRMOUNT	3.25%	1.30%	9,810.39	23,183.43	(13,373.04)	13,373.04	-	13,373.04
RESACA	1.75%	1.00%	7,336.17	12,483.38	(5,147.21)	-	5,147.21	5,147.21
CALHOUN	26.00%	28.35%	201,460.01	185,467.43	15,992.58	(11,547.81)	(4,444.77)	(15,992.58)
GORDON CO.	69.00%	69.35%	494,729.69	492,202.02	2,527.67	(1,825.23)	(702.44)	(2,527.67)
TOTAL	100.00%	100.00%	713,336.26	713,336.26	-	-	-	-

-18,520.25
72.210%
27.790%

AMOUNT THE COUNTY WOULD OWE 2,527.67
AMOUNT CALHOUN WOULD OWE 15,992.58